



TECHNICAL DATA

Dimensions (LxWxD):	225 x 130 x 70mm / 8,86"x 5,12" x 2,976"
Weight	165 g / 5,8 oz
Material	Polycarbonate
Country of origin	SE

FUNCTION

Protection Cover is a splash guard for the Logico2 units. It is secured with 4 screws onto the wall.

INSTALLATION

The cables can be positioned to be connected either upwards or downwards from the unit which shall be protected. If the cables shall be connected downwards no measures is needed, see Fig 2. If the cables shall be connected upwards there are tracks on the backside of the unit which the cables shall follow, see Fig1.

Fig 1.

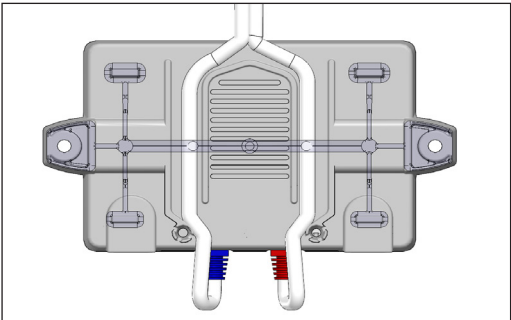
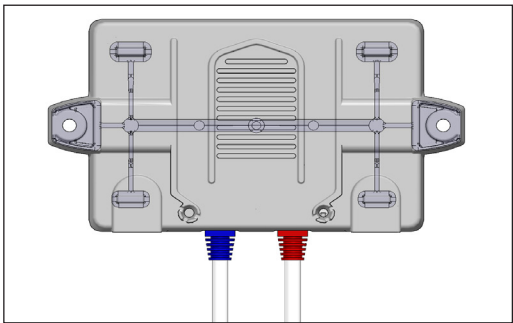


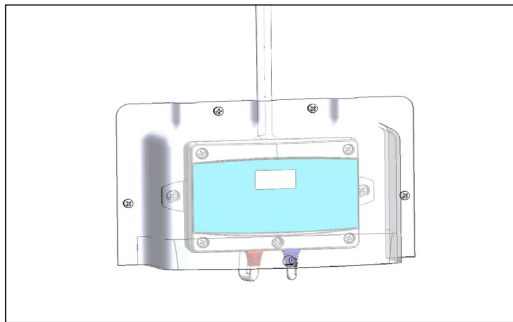
Fig. 2



The unit which shall be protected is first attached to the wall, for further instructions regarding the system installation, see the user's manual for the unit in question.

To secure the protection cover, first mark the place where the screws shall be screwed. Drill the four holes for these and optionally use the included plugs. Align the holes in the protection cover with the screw holes and secure it with four screws, see fig 3. If the cables are pointing upwards, they can be put through optional slot.

Fig. 3



ORDERING EXAMPLE

Item code	Description
0185	Protection Cover for LogiCO2 Safety System